

## Weekly Stock Trade Watchlist + Market Notes for the Week 10/2/2023 to 10/6/2023

UBER - Current Price - \$45.97 - consolidating within a rising triangle. Continuation of overall up trend is possible once it breaks out of the current range.



\*\*\*Chart created by Ryan Miscik on the Trading View platform on 10/2/2023. The performance data shown represents past performance and does not guarantee future results.

67 East Park Place, Suite 750 | Morristown, NJ | 07960  
 www.greenbergandrapp.com | o: 973-434-8076 | e: rmiscik@eaglerockwealth.com

Securities and Investment Advisory Services Offered Through M Holdings Securities, Inc. A Registered Broker/Dealer and Investment Adviser, Member FINRA/SIPC.  
 Greenberg & Rapp Financial Group, Inc. and Eagle Rock Wealth Management, Inc. are both independently owned and operated.

## Weekly Stock Trade Watchlist + Market Notes for the Week 10/2/2023 to 10/6/2023

AMZN - Current price - \$127.20 - Liquidity sweep under the demand zone last week and ultimately held.



\*\*\*Chart created by Ryan Miscik on the Trading View platform on 10/2/2023. The performance data shown represents past performance and does not guarantee future results.

67 East Park Place, Suite 750 | Morristown, NJ | 07960  
 www.greenbergandrapp.com | o: 973-434-8076 | e: rmiscik@eaglerockwealth.com

Securities and Investment Advisory Services Offered Through M Holdings Securities, Inc. A Registered Broker/Dealer and Investment Adviser, Member FINRA/SIPC.  
 Greenberg & Rapp Financial Group, Inc. and Eagle Rock Wealth Management, Inc. are both independently owned and operated.

## Weekly Stock Trade Watchlist + Market Notes for the Week 10/2/2023 to 10/6/2023

IBM - Current Price - \$140.20 - bounced off demand last week with decent volume.



\*\*\*Chart created by Ryan Miscik on the Trading View platform on 10/2/2023. The performance data shown represents past performance and does not guarantee future results.

67 East Park Place, Suite 750 | Morristown, NJ | 07960  
www.greenbergandrapp.com | o: 973-434-8076 | e: rmiscik@eaglerockwealth.com

Securities and Investment Advisory Services Offered Through M Holdings Securities, Inc. A Registered Broker/Dealer and Investment Adviser, Member FINRA/SIPC.  
Greenberg & Rapp Financial Group, Inc. and Eagle Rock Wealth Management, Inc. are both independently owned and operated.

## Weekly Stock Trade Watchlist + Market Notes for the Week 10/2/2023 to 10/6/2023

AMD - Current Price - \$102.83 - nearing the apex of a falling wedge bearish reversal pattern.



\*\*\*Chart created by Ryan Miscik on the Trading View platform on 10/2/2023. The performance data shown represents past performance and does not guarantee future results.

67 East Park Place, Suite 750 | Morristown, NJ | 07960  
 www.greenbergandrapp.com | o: 973-434-8076 | e: rmiscik@eaglerockwealth.com

Securities and Investment Advisory Services Offered Through M Holdings Securities, Inc. A Registered Broker/Dealer and Investment Adviser, Member FINRA/SIPC.  
 Greenberg & Rapp Financial Group, Inc. and Eagle Rock Wealth Management, Inc. are both independently owned and operated.

**Weekly Stock Trade Watchlist + Market Notes for the Week 10/2/2023 to 10/6/2023**

NFLX - Current Price - \$376.82 - at trendline support and writer strike over.



\*\*\*Chart created by Ryan Miscik on the Trading View platform on 10/2/2023. The performance data shown represents past performance and does not guarantee future results.

67 East Park Place, Suite 750 | Morristown, NJ | 07960  
www.greenbergandrapp.com | o: 973-434-8076 | e: rmiscik@eaglerockwealth.com

Securities and Investment Advisory Services Offered Through M Holdings Securities, Inc. A Registered Broker/Dealer and Investment Adviser, Member FINRA/SIPC.  
Greenberg & Rapp Financial Group, Inc. and Eagle Rock Wealth Management, Inc. are both independently owned and operated.

## Weekly Stock Trade Watchlist + Market Notes for the Week 10/2/2023 to 10/6/2023

Eco data this week:
























Economic Releases				All Economic Releases				View <input type="radio"/> Agenda <input checked="" type="radio"/> Weekly <input type="radio"/>			
Date	Time	A	M	R	Event	Period	Surv(M)	Actual	Prior	Revised	
21	10/02 09:45	🔔	🔔	🔔	📈 S&P Global US Manufacturing PMI	Sep F	48.9	--	48.9	--	
22	10/02 10:00	🔔	🔔	🔔	📈 Construction Spending MoM	Aug	0.5%	--	0.7%	--	
23	10/02 10:00	🔔	🔔	🔔	📈 ISM Manufacturing	Sep	47.9	--	47.6	--	
24	10/02 10:00	🔔	🔔	🔔	📈 ISM Prices Paid	Sep	49.0	--	48.4	--	
25	10/02 10:00	🔔	🔔	🔔	📈 ISM Employment	Sep	48.6	--	48.5	--	
26	10/02 10:00	🔔	🔔	🔔	📈 ISM New Orders	Sep	47.8	--	46.8	--	
27	10/03 10:00	🔔	🔔	🔔	📈 JOLTS Job Openings	Aug	8815k	--	8827k	--	
28	10/03 10:00	🔔	🔔	🔔	📈 Wards Total Vehicle Sales	Sep	15,40m	--	15,04m	--	
29	10/04 07:00	🔔	🔔	🔔	📈 MBA Mortgage Applications	Sep 29	--	--	-1.3%	--	
30	10/04 08:15	🔔	🔔	🔔	📈 ADP Employment Change	Sep	150k	--	177k	--	
31	10/04 09:45	🔔	🔔	🔔	📈 S&P Global US Services PMI	Sep F	50.2	--	50.2	--	
32	10/04 09:45	🔔	🔔	🔔	📈 S&P Global US Composite PMI	Sep F	50.1	--	50.1	--	
33	10/04 10:00	🔔	🔔	🔔	📈 Factory Orders	Aug	0.3%	--	-2.1%	--	
34	10/04 10:00	🔔	🔔	🔔	📈 Factory Orders Ex Trans	Aug	0.2%	--	0.8%	--	
35	10/04 10:00	🔔	🔔	🔔	📈 Durable Goods Orders	Aug F	0.2%	--	0.2%	--	
36	10/04 10:00	🔔	🔔	🔔	📈 Durables Ex Transportation	Aug F	0.4%	--	0.4%	--	
37	10/04 10:00	🔔	🔔	🔔	📈 Cap Goods Orders Nondef Ex Air	Aug F	--	--	0.9%	--	
38	10/04 10:00	🔔	🔔	🔔	📈 Cap Goods Shp Nondef Ex Air	Aug F	--	--	0.7%	--	
39	10/04 10:00	🔔	🔔	🔔	📈 ISM Services Index	Sep	53.5	--	54.5	--	
40	10/04 10:00	🔔	🔔	🔔	📈 ISM Services Prices Paid	Sep	--	--	58.9	--	
41	10/04 10:00	🔔	🔔	🔔	📈 ISM Services Employment	Sep	--	--	54.7	--	
42	10/04 10:00	🔔	🔔	🔔	📈 ISM Services New Orders	Sep	--	--	57.5	--	
43	10/05 07:30	🔔	🔔	🔔	📈 Challenger Job Cuts YoY	Sep	--	--	266.9%	--	
44	10/05 08:30	🔔	🔔	🔔	📈 Trade Balance	Aug	-\$59.7b	--	-\$65.0b	--	
45	10/05 08:30	🔔	🔔	🔔	📈 Initial Jobless Claims	Sep 30	210k	--	204k	--	
46	10/05 08:30	🔔	🔔	🔔	📈 Continuing Claims	Sep 23	1675k	--	1670k	--	
47	10/06 08:30	🔔	🔔	🔔	📈 Change in Nonfarm Payrolls	Sep	165k	--	187k	--	
48	10/06 08:30	🔔	🔔	🔔	📈 Two-Month Payroll Net Revision	Sep	--	--	-110k	--	
49	10/06 08:30	🔔	🔔	🔔	📈 Change in Private Payrolls	Sep	155k	--	179k	--	
50	10/06 08:30	🔔	🔔	🔔	📈 Change in Manufact. Payrolls	Sep	5k	--	16k	--	
51	10/06 08:30	🔔	🔔	🔔	📈 Unemployment Rate	Sep	3.7%	--	3.8%	--	
52	10/06 08:30	🔔	🔔	🔔	📈 Average Hourly Earnings MoM	Sep	0.3%	--	0.2%	--	
53	10/06 08:30	🔔	🔔	🔔	📈 Average Hourly Earnings YoY	Sep	4.3%	--	4.3%	--	
54	10/06 08:30	🔔	🔔	🔔	📈 Average Weekly Hours All Employees	Sep	34.4	--	34.4	--	
55	10/06 08:30	🔔	🔔	🔔	📈 Labor Force Participation Rate	Sep	62.8%	--	62.8%	--	
56	10/06 08:30	🔔	🔔	🔔	📈 Underemployment Rate	Sep	--	--	7.1%	--	
57	10/06 15:00	🔔	🔔	🔔	📈 Consumer Credit	Aug	\$11.700t	--	\$10.399t	--	

\*\*\*Source Bloomberg

## Weekly Stock Trade Watchlist + Market Notes for the Week 10/2/2023 to 10/6/2023

Other items of note this week:

Below is a list of the most notable earnings reports this week:

Monday		Tuesday		Wednesday		Thursday		Friday
Before Open	After Close	Before Open	After Close	Before Open	After Close	Before Open	After Close	Before Open
		  	 	       	 	    	  	
http://eps.sly/cal						© 2023 Earnings Whispers		

\*\*\*Source earningswhispers.com

67 East Park Place, Suite 750 | Morristown, NJ | 07960  
 www.greenbergandrapp.com | o: 973-434-8076 | e: rmiscik@eaglerockwealth.com

*This report was prepared by Greenberg & Rapp, and reflects the current opinion of the firm, which may change without further notice. This report is for informational purposes only and is not intended to replace the advice of a qualified professional. Nothing contained herein should be considered as investment advice or a recommendation or solicitation for the purchase or sale of any security or other investment. Opinions contained herein should not be interpreted as a forecast of future events or a guarantee of future results. Different types of investments involve varying degrees of risk, and there can be no assurance that any specific investment will either be suitable or profitable for a client's portfolio. Economic factors, market conditions, and investment strategies will affect the performance of any portfolio and there are no assurances that it will match or outperform any particular benchmark.*

*Investors cannot invest directly in an index.*

*Diversification does not ensure a profit or protect against loss in a declining market.*

*Commentary regarding the returns for investment indices and categories do not reflect the performance of Greenberg & Rapp, or its clients. Historical performance results for investment indices and/or categories generally do not reflect the deduction of transaction and/or custodial charges or the deduction of an investment-management fee, the incurrence of which would have the effect of decreasing historical performance results. Figures contained herein are obtained from sources deemed reliable, but we do not guarantee its accuracy or completeness. Past performance is no guarantee of future results. Investments fluctuate in value.*