

Weekly Stock Trade Watchlist + Market Notes for the Week 10/9/2023 to 10/13/2023

RTX - Current price - \$72.74 - Bounced off weekly demand zone and broke to the upside out of a falling wedge.



***Chart created by Ryan Miscik on the Trading View platform on 10/9/2023. The performance data shown represents past performance and does not guarantee future results.

67 East Park Place, Suite 750 | Morristown, NJ | 07960
 www.greenbergandrapp.com | o: 973-434-8076 | e: rmiscik@eaglerockwealth.com

Securities and Investment Advisory Services Offered Through M Holdings Securities, Inc. A Registered Broker/Dealer and Investment Adviser, Member FINRA/SIPC.
 Greenberg & Rapp Financial Group, Inc. and Eagle Rock Wealth Management, Inc. are both independently owned and operated.

Weekly Stock Trade Watchlist + Market Notes for the Week 10/9/2023 to 10/13/2023

LMT - Current Price - \$419.75 - Bounced off weekly demand zone and broke to the upside out of a falling wedge.



***Chart created by Ryan Miscik on the Trading View platform on 10/9/2023. The performance data shown represents past performance and does not guarantee future results.

67 East Park Place, Suite 750 | Morristown, NJ | 07960
 www.greenbergandrapp.com | o: 973-434-8076 | e: rmiscik@eaglerockwealth.com

Securities and Investment Advisory Services Offered Through M Holdings Securities, Inc. A Registered Broker/Dealer and Investment Adviser, Member FINRA/SIPC.
 Greenberg & Rapp Financial Group, Inc. and Eagle Rock Wealth Management, Inc. are both independently owned and operated.

Weekly Stock Trade Watchlist + Market Notes for the Week 10/9/2023 to 10/13/2023

AMD - Current Price - \$106.20 - Breaking out to the upside from a large consolidation within a bull flag.



***Chart created by Ryan Miscik on the Trading View platform on 10/9/2023. The performance data shown represents past performance and does not guarantee future results.

67 East Park Place, Suite 750 | Morristown, NJ | 07960
 www.greenbergandrapp.com | o: 973-434-8076 | e: rmiscik@eaglerockwealth.com

Securities and Investment Advisory Services Offered Through M Holdings Securities, Inc. A Registered Broker/Dealer and Investment Adviser, Member FINRA/SIPC.
 Greenberg & Rapp Financial Group, Inc. and Eagle Rock Wealth Management, Inc. are both independently owned and operated.

Weekly Stock Trade Watchlist + Market Notes for the Week 10/9/2023 to 10/13/2023

C - Current Price - \$40.18 - Bounced off the bottom trendline with volume. Earnings this week could be the catalyst for the falling wedge to play out.



***Chart created by Ryan Miscik on the Trading View platform on 10/9/2023. The performance data shown represents past performance and does not guarantee future results.

67 East Park Place, Suite 750 | Morristown, NJ | 07960
www.greenbergandrapp.com | o: 973-434-8076 | e: rmiscik@eaglerockwealth.com

Securities and Investment Advisory Services Offered Through M Holdings Securities, Inc. A Registered Broker/Dealer and Investment Adviser, Member FINRA/SIPC.
Greenberg & Rapp Financial Group, Inc. and Eagle Rock Wealth Management, Inc. are both independently owned and operated.

Weekly Stock Trade Watchlist + Market Notes for the Week 10/9/2023 to 10/13/2023

META - Current price - \$312.50 - broke to the upside out of the bull flag on the daily chart.



***Chart created by Ryan Miscik on the Trading View platform on 10/9/2023. The performance data shown represents past performance and does not guarantee future results.

67 East Park Place, Suite 750 | Morristown, NJ | 07960
www.greenbergandrapp.com | o: 973-434-8076 | e: rmiscik@eaglerockwealth.com

Securities and Investment Advisory Services Offered Through M Holdings Securities, Inc. A Registered Broker/Dealer and Investment Adviser, Member FINRA/SIPC. Greenberg & Rapp Financial Group, Inc. and Eagle Rock Wealth Management, Inc. are both independently owned and operated.

Weekly Stock Trade Watchlist + Market Notes for the Week 10/9/2023 to 10/13/2023

Eco data this week:

Economic Releases		All Economic Releases		View <input type="radio"/> Agenda <input checked="" type="radio"/> Weekly <input type="radio"/>						
Date	Time	A	M	R	Event	Period	Surv(M)	Actual	Prior	Revised
21)	10/10 06:00				NFIB Small Business Optimism	Sep	91.1	--	91.3	--
22)	10/10 10:00				Wholesale Inventories MoM	Aug F	-0.1%	--	-0.1%	--
23)	10/10 10:00				Wholesale Trade Sales MoM	Aug	0.4%	--	0.8%	--
24)	10/10 11:00				NY Fed 1-Yr Inflation Expectations	Sep	--	--	3.63%	--
25)	10/11 07:00				MBA Mortgage Applications	Oct 6	--	--	-6.0%	--
26)	10/11 08:30				PPI Final Demand MoM	Sep	0.3%	--	0.7%	--
27)	10/11 08:30				PPI Ex Food and Energy MoM	Sep	0.2%	--	0.2%	--
28)	10/11 08:30				PPI Ex Food, Energy, Trade MoM	Sep	0.2%	--	0.3%	--
29)	10/11 08:30				PPI Final Demand YoY	Sep	1.6%	--	1.6%	--
30)	10/11 08:30				PPI Ex Food and Energy YoY	Sep	2.3%	--	2.2%	--
31)	10/11 08:30				PPI Ex Food, Energy, Trade YoY	Sep	2.9%	--	3.0%	--
32)	10/11 14:00				FOMC Meeting Minutes	Sep 20	--	--	--	--
33)	10/12 08:30				Real Avg Weekly Earnings YoY	Sep	--	--	0.3%	0.2%
34)	10/12 08:30				CPI MoM	Sep	0.3%	--	0.6%	--
35)	10/12 08:30				CPI Ex Food and Energy MoM	Sep	0.3%	--	0.3%	--
36)	10/12 08:30				CPI YoY	Sep	3.6%	--	3.7%	--
37)	10/12 08:30				CPI Ex Food and Energy YoY	Sep	4.1%	--	4.3%	--
38)	10/12 08:30				CPI Index NSA	Sep	307.422	--	307.026	--
39)	10/12 08:30				CPI Core Index SA	Sep	310.567	--	309.661	--
40)	10/12 08:30				Real Avg Hourly Earning YoY	Sep	--	--	0.5%	--
41)	10/12 08:30				Initial Jobless Claims	Oct 7	210k	--	207k	--
42)	10/12 08:30				Continuing Claims	Sep 30	1675k	--	1664k	--
43)	10/12 14:00				Monthly Budget Statement	Sep	-\$141.0b	--	\$89.3b	--
44)	10/13 08:30				Import Price Index MoM	Sep	0.5%	--	0.5%	--
45)	10/13 08:30				Import Price Index ex Petroleum MoM	Sep	0.0%	--	0.0%	--
46)	10/13 08:30				Import Price Index YoY	Sep	-1.4%	--	-3.0%	--
49)	10/13 10:00				U. of Mich. Sentiment	Oct P	67.1	--	68.1	--
50)	10/13 10:00				U. of Mich. Current Conditions	Oct P	70.3	--	71.4	--
51)	10/13 10:00				U. of Mich. Expectations	Oct P	65.7	--	66.0	--
52)	10/13 10:00				U. of Mich. 1 Yr Inflation	Oct P	3.2%	--	3.2%	--
53)	10/13 10:00				U. of Mich. 5-10 Yr Inflation	Oct P	2.9%	--	2.8%	--
54)	10/16 08:30				Empire Manufacturing	Oct	-4.0	--	1.9	--

***Source Bloomberg























67 East Park Place, Suite 750 | Morristown, NJ | 07960
 www.greenbergandrapp.com | o: 973-434-8076 | e: rmiscik@eaglerockwealth.com

Securities and Investment Advisory Services Offered Through M Holdings Securities, Inc. A Registered Broker/Dealer and Investment Adviser, Member FINRA/SIPC.
 Greenberg & Rapp Financial Group, Inc. and Eagle Rock Wealth Management, Inc. are both independently owned and operated.

Weekly Stock Trade Watchlist + Market Notes for the Week 10/9/2023 to 10/13/2023

Other items of note this week:

Below is a list of the most notable earnings reports this week:

Monday		Tuesday		Wednesday		Thursday		Friday
Before Open	After Close	Before Open	After Close	Before Open	After Close	Before Open	After Close	Before Open
 		 	 		       	      		

http://eps.sh/cal

© 2023 Earnings Whispers

***Source earningswhispers.com

67 East Park Place, Suite 750 | Morristown, NJ | 07960
 www.greenbergandrapp.com | o: 973-434-8076 | e: rmiscik@eaglerockwealth.com

This report was prepared by Greenberg & Rapp, and reflects the current opinion of the firm, which may change without further notice. This report is for informational purposes only and is not intended to replace the advice of a qualified professional. Nothing contained herein should be considered as investment advice or a recommendation or solicitation for the purchase or sale of any security or other investment. Opinions contained herein should not be interpreted as a forecast of future events or a guarantee of future results. Different types of investments involve varying degrees of risk, and there can be no assurance that any specific investment will either be suitable or profitable for a client's portfolio. Economic factors, market conditions, and investment strategies will affect the performance of any portfolio and there are no assurances that it will match or outperform any particular benchmark.

Investors cannot invest directly in an index.

Diversification does not ensure a profit or protect against loss in a declining market.

Commentary regarding the returns for investment indices and categories do not reflect the performance of Greenberg & Rapp, or its clients. Historical performance results for investment indices and/or categories generally do not reflect the deduction of transaction and/or custodial charges or the deduction of an investment-management fee, the incurrence of which would have the effect of decreasing historical performance results. Figures contained herein are obtained from sources deemed reliable, but we do not guarantee its accuracy or completeness. Past performance is no guarantee of future results. Investments fluctuate in value.