

## Weekly Stock Trade Watchlist + Market Notes for the Week 11/20/2023 to 11/24/2023

BAC - Current Price - \$29.96 - Broke the downtrend last week after a strong bounce off weekly demand zone three weeks ago.



## Weekly Stock Trade Watchlist + Market Notes for the Week 11/20/2023 to 11/24/2023

AMZN - Current Price - \$145.27 - Large Inverse head and shoulders on the weekly chart.



\*\*\*Chart created by Ryan Miscik on the Trading View platform on 11/20/2023. The performance data shown represents past performance and does not guarantee future results.

67 East Park Place, Suite 750 | Morristown, NJ | 07960  
www.greenbergandrapp.com | o: 973-434-8076 | e: rmiscik@eaglerockwealth.com

Securities and Investment Advisory Services Offered Through M Holdings Securities, Inc. A Registered Broker/Dealer and Investment Adviser, Member FINRA/SIPC.  
Greenberg & Rapp Financial Group, Inc. and Eagle Rock Wealth Management, Inc. are both independently owned and operated.

## Weekly Stock Trade Watchlist + Market Notes for the Week 11/20/2023 to 11/24/2023

ORCL - Current Price - \$115.36 - Rejected trendline resistance last week but looks to be forming a bull flag and has a large gap to fill to the upside



\*\*\*Chart created by Ryan Miscik on the Trading View platform on 11/20/2023. The performance data shown represents past performance and does not guarantee future results.

67 East Park Place, Suite 750 | Morristown, NJ | 07960  
www.greenbergandrapp.com | o: 973-434-8076 | e: rmiscik@eaglerockwealth.com

Securities and Investment Advisory Services Offered Through M Holdings Securities, Inc. A Registered Broker/Dealer and Investment Adviser, Member FINRA/SIPC.  
Greenberg & Rapp Financial Group, Inc. and Eagle Rock Wealth Management, Inc. are both independently owned and operated.

## Weekly Stock Trade Watchlist + Market Notes for the Week 11/20/2023 to 11/24/2023

TSLA - Current Price - \$235.28 - Backtested the previous structure on Friday and bounced continuing the higher lows and higher highs pattern.



\*\*\*Chart created by Ryan Miscik on the Trading View platform on 11/20/2023. The performance data shown represents past performance and does not guarantee future results.

67 East Park Place, Suite 750 | Morristown, NJ | 07960  
www.greenbergandrapp.com | o: 973-434-8076 | e: rmiscik@eaglerockwealth.com

Securities and Investment Advisory Services Offered Through M Holdings Securities, Inc. A Registered Broker/Dealer and Investment Adviser, Member FINRA/SIPC.  
Greenberg & Rapp Financial Group, Inc. and Eagle Rock Wealth Management, Inc. are both independently owned and operated.

## Weekly Stock Trade Watchlist + Market Notes for the Week 11/20/2023 to 11/24/2023

CRWD - Current Price - \$207.61 - break and back test of local supply zone.



\*\*\*Chart created by Ryan Miscik on the Trading View platform on 11/20/2023. The performance data shown represents past performance and does not guarantee future results.

67 East Park Place, Suite 750 | Morristown, NJ | 07960  
www.greenbergandrapp.com | o: 973-434-8076 | e: rmiscik@eaglerockwealth.com

Securities and Investment Advisory Services Offered Through M Holdings Securities, Inc. A Registered Broker/Dealer and Investment Adviser, Member FINRA/SIPC.  
Greenberg & Rapp Financial Group, Inc. and Eagle Rock Wealth Management, Inc. are both independently owned and operated.

## Weekly Stock Trade Watchlist + Market Notes for the Week 11/20/2023 to 11/24/2023

Eco data this week:

Economic Releases		All Economic Releases		View <input type="radio"/> Agenda <input checked="" type="radio"/> Weekly <input type="radio"/>						
Date	Time	A	M	R	Event	Period	Surv(M)	Actual	Prior	Revised
21)	11/20 10:00	📈	📈	📈	Leading Index	Oct	-0.7%	--	-0.7%	--
22)	11/21 08:30	📈	📈	📈	Chicago Fed Nat Activity Index	Oct	0.00	--	0.02	--
23)	11/21 08:30	📈	📈	📈	Philadelphia Fed Non-Manufacturing Activity	Nov	--	--	-20.3	--
24)	11/21 10:00	📈	📈	📈	Existing Home Sales	Oct	3.90m	--	3.96m	--
25)	11/21 10:00	📈	📈	📈	Existing Home Sales MoM	Oct	-1.5%	--	-2.0%	--
26)	11/21 14:00	📈	📈	📈	FOMC Meeting Minutes	Nov 1	--	--	--	--
27)	11/22 07:00	📈	📈	📈	MBA Mortgage Applications	Nov 17	--	--	2.8%	--
28)	11/22 08:30	📈	📈	📈	Initial Jobless Claims	Nov 18	225k	--	231k	--
29)	11/22 08:30	📈	📈	📈	Continuing Claims	Nov 11	1875k	--	1865k	--
30)	11/22 08:30	📈	📈	📈	Durable Goods Orders	Oct P	-3.2%	--	4.6%	--
31)	11/22 08:30	📈	📈	📈	Durables Ex Transportation	Oct P	0.1%	--	0.4%	--
32)	11/22 08:30	📈	📈	📈	Cap Goods Orders Nondef Ex Air	Oct P	0.2%	--	0.5%	--
33)	11/22 08:30	📈	📈	📈	Cap Goods Ship Nondef Ex Air	Oct P	0.1%	--	-0.1%	--
34)	11/22 10:00	📈	📈	📈	U. of Mich. Sentiment	Nov F	61.0	--	60.4	--
35)	11/22 10:00	📈	📈	📈	U. of Mich. Current Conditions	Nov F	--	--	65.7	--
36)	11/22 10:00	📈	📈	📈	U. of Mich. Expectations	Nov F	--	--	56.9	--
37)	11/22 10:00	📈	📈	📈	U. of Mich. 1 Yr Inflation	Nov F	--	--	4.4%	--
38)	11/22 10:00	📈	📈	📈	U. of Mich. 5-10 Yr Inflation	Nov F	--	--	3.2%	--
39)	11/24 09:45	📈	📈	📈	S&P Global US Manufacturing PMI	Nov P	49.9	--	50.0	--
40)	11/24 09:45	📈	📈	📈	S&P Global US Services PMI	Nov P	50.4	--	50.6	--
41)	11/24 09:45	📈	📈	📈	S&P Global US Composite PMI	Nov P	50.3	--	50.7	--
42)	11/27 09:00	📈	📈	📈	Bloomberg Nov. United States Economic Survey					
43)	11/27 10:00	📈	📈	📈	New Home Sales	Oct	725k	--	759k	--
44)	11/27 10:00	📈	📈	📈	New Home Sales MoM	Oct	-4.5%	--	12.3%	--
45)	11/27 10:30	📈	📈	📈	Dallas Fed Manf. Activity	Nov	--	--	-19.2	--

\*\*\*Source Bloomberg









































67 East Park Place, Suite 750 | Morristown, NJ | 07960  
 www.greenbergandrapp.com | o: 973-434-8076 | e: rmiscik@eaglerockwealth.com

Securities and Investment Advisory Services Offered Through M Holdings Securities, Inc. A Registered Broker/Dealer and Investment Adviser, Member FINRA/SIPC.  
 Greenberg & Rapp Financial Group, Inc. and Eagle Rock Wealth Management, Inc. are both independently owned and operated.

## Weekly Stock Trade Watchlist + Market Notes for the Week 11/20/2023 to 11/24/2023

Other items of note this week:

Below is a list of the most notable earnings reports this week:

Monday		Tuesday		Wednesday		Thursday		Friday
Before Open	After Close	Before Open	After Close	Before Open	After Close	Before Open	After Close	Before Open
								
								
								
								
								
								
								
								
								
								

http://eps.sh/cal

© 2023 Earnings Whispers

\*\*\*Source earningswhispers.com

67 East Park Place, Suite 750 | Morristown, NJ | 07960  
www.greenbergandrapp.com | o: 973-434-8076 | e: rmiscik@eaglerockwealth.com

*This report was prepared by Greenberg & Rapp, and reflects the current opinion of the firm, which may change without further notice. This report is for informational purposes only and is not intended to replace the advice of a qualified professional. Nothing contained herein should be considered as investment advice or a recommendation or solicitation for the purchase or sale of any security or other investment. Opinions contained herein should not be interpreted as a forecast of future events or a guarantee of future results. Different types of investments involve varying degrees of risk, and there can be no assurance that any specific investment will either be suitable or profitable for a client's portfolio. Economic factors, market conditions, and investment strategies will affect the performance of any portfolio and there are no assurances that it will match or outperform any particular benchmark.*

*Investors cannot invest directly in an index.*

*Diversification does not ensure a profit or protect against loss in a declining market.*

*Commentary regarding the returns for investment indices and categories do not reflect the performance of Greenberg & Rapp, or its clients. Historical performance results for investment indices and/or categories generally do not reflect the deduction of transaction and/or custodial charges or the deduction of an investment-management fee, the incurrence of which would have the effect of decreasing historical performance results. Figures contained herein are obtained from sources deemed reliable, but we do not guarantee its accuracy or completeness. Past performance is no guarantee of future results. Investments fluctuate in value.*